

















# Howard Products Selection Guide

Product	Function	Specialty	Recommended Surfaces	Coverage & Unopened Shelf Life	Prep	Follow-up	Removal
 <a href="#">Restor-A-Finish</a>	Restore It - Don't Strip It! Restores existing wood finish without removing it. Available in 9 colors.	Removes white heat rings and water marks. Blends out scratches and blemishes in wood finishes	Can be used on most wood finishes but works especially well on: Lacquer, Shellac, and Varnish	16 fl oz: 250 sq. ft. 8 fl oz: 125 sq. ft. 8-12 Years	If needed: Clean surface with: Orange Oil, Lemon Oil, or Clean-A-Finish	To protect newly restored finish use Feed-N-Wax, Citrus-Shield, or SunShield	Clean-A-Finish, warm soapy water or odorless mineral spirits. Wait 30 days to dry if coating with finish other than wax
 <a href="#">Feed-N-Wax</a>	Polishes, conditions, and protects wood finishes. Use to maintain a restored wood finish	Shines and protects wood finishes while it "feeds" dry wood to enhance the depth of grain	All finished or unfinished natural wood surfaces	16 fl oz: 150 sq. ft. 8 fl oz: 75 sq. ft. 8-10 Years	If needed: Clean surface with: Orange Oil, Lemon Oil, or Clean-A-Finish	Clean wood with Orange/Lemon Oil as needed and reapply Feed-N-Wax when wood looks or feels dry	Clean-A-Finish, warm soapy water or odorless mineral spirits
 <a href="#">Cutting Board Oil</a>	"Seasons" raw or unfinished wood butcher blocks and cutting boards	Perfect for the initial "oiling" or "seasoning" before using Butcher Block Conditioner	Cutting boards, butcher blocks, countertops, wooden bowls and utensils	12 fl oz: 100-150 sq. ft. 10 Years	If wood is dirty, clean with Cutting Board Cleaner	For more protection, follow up with Butcher Block Conditioner or Wax-It-All	Cutting Board Cleaner or warm soapy water
 <a href="#">Butcher Block Conditioner</a>	Conditions and helps protect wood surfaces	Ideal for conditioning and maintaining wooden food-prep surfaces and items	Cutting boards, butcher blocks, countertops, wooden bowls and utensils	12 fl oz: 100-150 sq. ft. 5-8 Years	For best results, season wood with Cutting Board Oil first	Clean with Cutting Board Cleaner and reapply conditioner as needed	Cutting Board Cleaner or warm soapy water
 <a href="#">Cutting Board Cleaner</a>	Cleans wooden cutting boards, butcher blocks, bowls, etc.	Great for cleaning and preparing wood surfaces before applying Cutting Board Oil or Butcher Block Conditioner	Cutting boards, butcher blocks, countertops, wooden bowls and utensils	12 fl oz: 100-150 sq. ft. 5 Years	N/A	Howard Butcher Block Conditioner, Cutting Board Oil, or Wax-It-All	Warm water and a clean sponge then wipe dry with a soft cloth
 <a href="#">Wax-It-All</a>	Enhances luster and protects a variety of surfaces that need a food-grade wax	Revives faded surfaces and helps protect with food-grade waxes.	Wood, stone, metal, cement, paint, plastics, and more	9 oz: 100-150 sq. ft. 5-8 Years	Be sure surface to be waxed is free of dust or dirt	Reapply as needed	Cutting Board Cleaner, warm soapy water, or Clean-A-Finish
 <a href="#">Stainless Steel Cleaner</a>	Cleans and shines all types of stainless steel surfaces	Superior streak-free formula removes all dust, streaks, smudges, and fingerprints	Stainless refrigerators, dishwashers, microwaves, stoves, countertops, grills, toasters, trash cans, faucets and sinks	16 fl oz: 200 sq. ft. 5-8 Years	N/A	Reapply as needed	Microfiber rag will remove excess. Rag with water will remove product













# Howard Products Selection Guide

Product	Function	Specialty	Recommended Surfaces	Coverage & Unopened Shelf Life	Prep	Follow-up	Removal	
	<a href="#"><u>Orange Oil Wood Polish</u></a>	Cleans and polishes all wood and wood finishes	Removes surface dirt and dust without drying out or harming the wood	All finished or unfinished natural wood surfaces	16 fl oz: 200 sq. ft. 8 fl oz: 100 sq. ft. 8 Years	N/A	Restor-A-Finish if needed, Feed-N-Wax, SunShield, or Citrus-Shield	Clean-A-Finish or warm soapy water
	<a href="#"><u>Lemon Oil Wood Polish</u></a>	Cleans and polishes all wood and wood finishes	Removes surface dirt and dust without drying out or harming the wood	All finished or unfinished natural wood surfaces	16 fl oz: 200 sq. ft. 8 fl oz: 100 sq. ft. 8 Years	N/A	Restor-A-Finish if needed, Feed-N-Wax, SunShield, or Citrus-Shield	Clean-A-Finish or warm soapy water
	<a href="#"><u>Leather Cleaner</u></a>	Safely cleans smooth leather	Ideal for cleaning and preparing leather surfaces before conditioning with Leather Conditioner or Leather Salve	Leather furniture, automotive leather, luggage, shoes, accessories, and more	16 fl oz: 200 sq. ft. 5-8 Years	N/A	Apply Howard Leather Conditioner or Howard Leather Salve after cleaning	Soft cloth or microfiber rag
	<a href="#"><u>Leather Conditioner</u></a>	Revives leather	Creamy lotion like conditioner that revives dried-out leather back to its soft, natural condition	Smooth leather found on couches, shoes, purses, auto interiors, tack and saddles	8 fl oz: 100 sq. ft. 5-8 Years	Clean dusty/dirty leather with Howard Leather Cleaner	Apply Leather Salve to lock in conditioning oils	Leather Cleaner or warm soapy water
	<a href="#"><u>Leather Salve</u></a>	Protects leather	Premium formula spreads smoothly across any leather surface to reduce scratches and help preserve leather	Smooth leather furniture, purses, boots, bags, hats, shoes, gloves, apparel, autos, tack, and saddles	6 oz: 100 sq. ft. 5-8 Years	Clean dusty/dirty leather with Howard Leather Cleaner before conditioning. Oil with Leather Conditioner	Clean and reapply as needed	Leather Cleaner or warm soapy water
	<a href="#"><u>Citrus-Shield Premium Paste Wax</u></a>	Shines as it protects and conditions wood surfaces	Enhances the natural beauty of the wood grain, and buffs to a brilliant, long-lasting shine	Finished or unfinished natural wood surfaces	11 oz: 200 sq. ft. 3-5 Years	If needed: Clean surface with: Orange Oil, Lemon Oil, or Clean-A-Finish	If needed, clean with Orange/Lemon Oil & reapply as needed	Clean-A-Finish, warm soapy water or odorless mineral spirits
	<a href="#"><u>SunShield</u></a>	U.V. Inhibitor. Conditions and protects	UV protection for any indoor or outdoor wood furniture exposed to sunlight	Finished or unfinished natural wood surfaces	16 fl oz: 150 sq. ft. 8-10 Years	If needed: Clean surface with: Orange Oil, Lemon Oil, or Clean-A-Finish	If needed, clean with Orange/Lemon Oil & reapply as needed	Clean-A-Finish, warm soapy water or odorless mineral spirits





# Howard Products Selection Guide

Product		Function	Specialty	Recommended Surfaces	Coverage & Unopened Shelf Life	Prep	Follow-up	Removal
	<a href="#"><u>Restor-A-Shine Polishing Compound</u></a>	Buff away dull spots, restores high shine to gloss finishes by polishing away fine scratches or haze	Buff away fine scratches, oxidation, dullness, and haze on glossy wood finishes	Gloss or high gloss finishes, especially polyurethane, lacquer, and varnish	16 fl oz: 250 sq. ft. 5 Years	If needed: Clean surface with: Orange Oil, Lemon Oil, or Clean-A-Finish	Feed-N-Wax or Citrus-Shield for more shine and protection	Orange/Lemon Oil, Clean-A-Finish or warm soapy water
	<a href="#"><u>Clean-A-Finish</u></a>	Removes dust, dirt, grime, and wax build up from wood. Cleans upholstery, carpet, fabric, and plastics	Great for deep cleaning neglected pieces of furniture that have years of buildup and stains	All finished or unfinished natural wood surfaces	16 fl oz: 200 sq. ft. 5-8 Years	N/A	If wood looks dry, follow-up with Feed-N-Wax or Orange/Lemon Oil	Soft cloth or microfiber towel
	<a href="#"><u>Pine-Ola Silver Polish</u></a>	Polishes silver	Restores the beauty back to your fine silver by removing years of tarnish and oxidation	Antiques, jewelry, cookware, silverware, appliances and chrome	8 fl oz: 50 sq. ft. 5-8 Years	Be sure surface to be polished is free of dust or dirt	N/A	Warm soapy water
	<a href="#"><u>Pine-Ola Copper &amp; Brass Polish</u></a>	Polishes copper and brass	Removes tarnish to restore beauty back to copper and brass	Ornamental copper, brass, and bronze	8 fl oz: 50 sq. ft. 5-8 Years	Be sure surface to be polished is free of dust or dirt	N/A	Warm soapy water
	<a href="#"><u>Chalk-Tique Powder Additive For Paint</u></a>	Turns any latex, acrylic, or water based paint into a durable, chalk-style paint	Turns paint into a durable matte finish that can be easily distressed and waxed to create an antique look	Finished or unfinished (bare) wood, glass, ceramic, laminate, metal, even fabric	Each 4 oz jar is enough to make two (2) quarts (1/2 gallon) of chalk-style paint. 10 Years	Make sure surface is free from dirt or dust. Use Clean-A-Finish to clean surface	To help protect the newly painted surface, follow-up with Chalk-Tique Paste Wax	Clean-A-Finish or warm soapy water
	<a href="#"><u>Chalk-Tique Light Paste Wax</u></a>	Paste Wax helps seal, finish, and protect newly painted surfaces	Protects and prolongs the life of chalk-style painted surfaces	Best on wood surfaces, but can be used on other hard surfaces	6 oz: 80 - 110 sq. ft. 5-8 Years	If distressing furniture, lightly sand in direction of wood grain before waxing	Reapply if necessary	Clean-A-Finish, warm soapy water or odorless mineral spirits
	<a href="#"><u>Chalk-Tique Dark Paste Wax</u></a>	Paste Wax helps seal, finish, and protect newly painted surfaces	Protects and helps create a "distressed" looking, aged patina	Best on wood surfaces, but can be used on other hard surfaces	6 oz: 80 - 110 sq. ft. 5-8 Years	If distressing furniture, lightly sand in direction of wood grain before waxing	Reapply if necessary	Clean-A-Finish, warm soapy water or odorless mineral spirits
	<a href="#"><u>Wood-N-Floors Hardwood Floor Cleaner</u></a>	Cleans to reveal the natural shine on hardwood flooring, cabinets, furniture, and more	Quickly removes dirt and grime without leaving any sticky residue or streaks	Hardwood Floors, Luxury Vinyl Planks (LVP), Laminate and Engineered Floors	32 fl oz: 800 sq. ft. 3-5 Years	Remove debris by sweeping or vacuuming	Reapply if necessary. Raw wood may need wax after cleaning	Soft cloth or microfiber towel